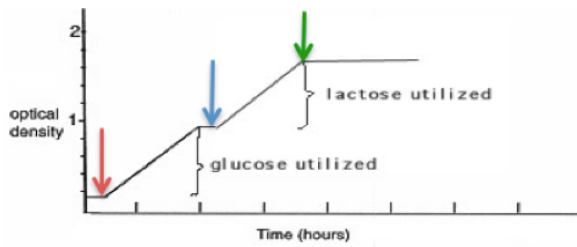


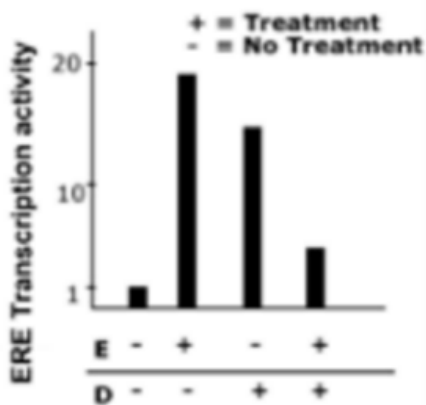
Here are some of the images that you might need to complete your exam.

Here is the green arrow for the lactose experiment.

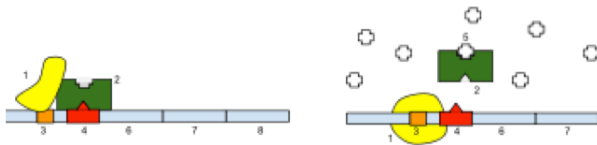


Here is the graph for estrogen and dioxin.

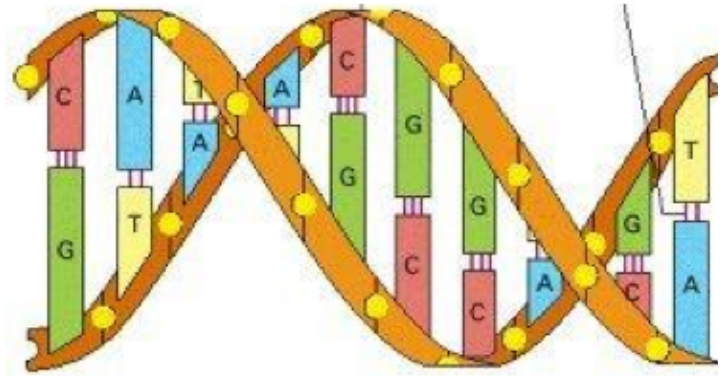
Response of healthy uterine cells to estrogen (E) &/or dioxin (D)



Here is the operon with the green molecule and the white molecule.



Here is the structure of DNA.



Here are the results of the Hershey and Chase experiment.

