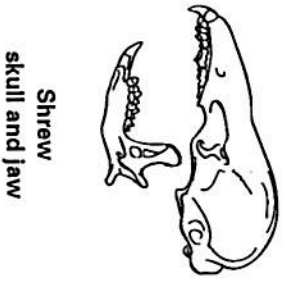
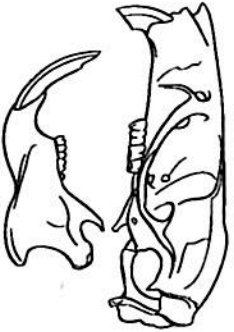


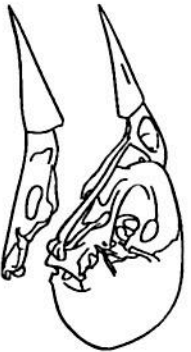
# Bone Chart



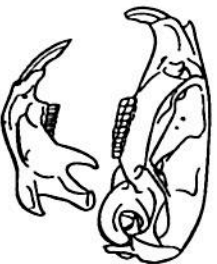
Shrew  
skull and jaw



Brown Rat  
skull and jaw



Red-winged Blackbird  
skull and jaw



Meadow Vole  
skull and jaw



House Mouse  
skull and jaw

# Brown Rat Bones



pelvic bone



femur



humerus



tibia and fibula



rib













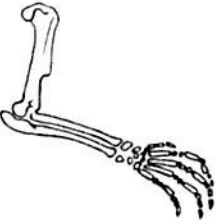
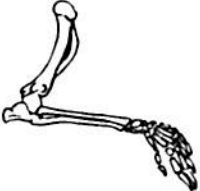



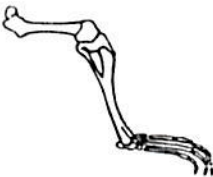

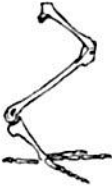








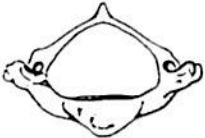

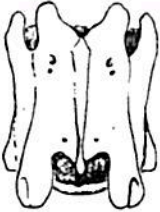



scapula



vertebrae

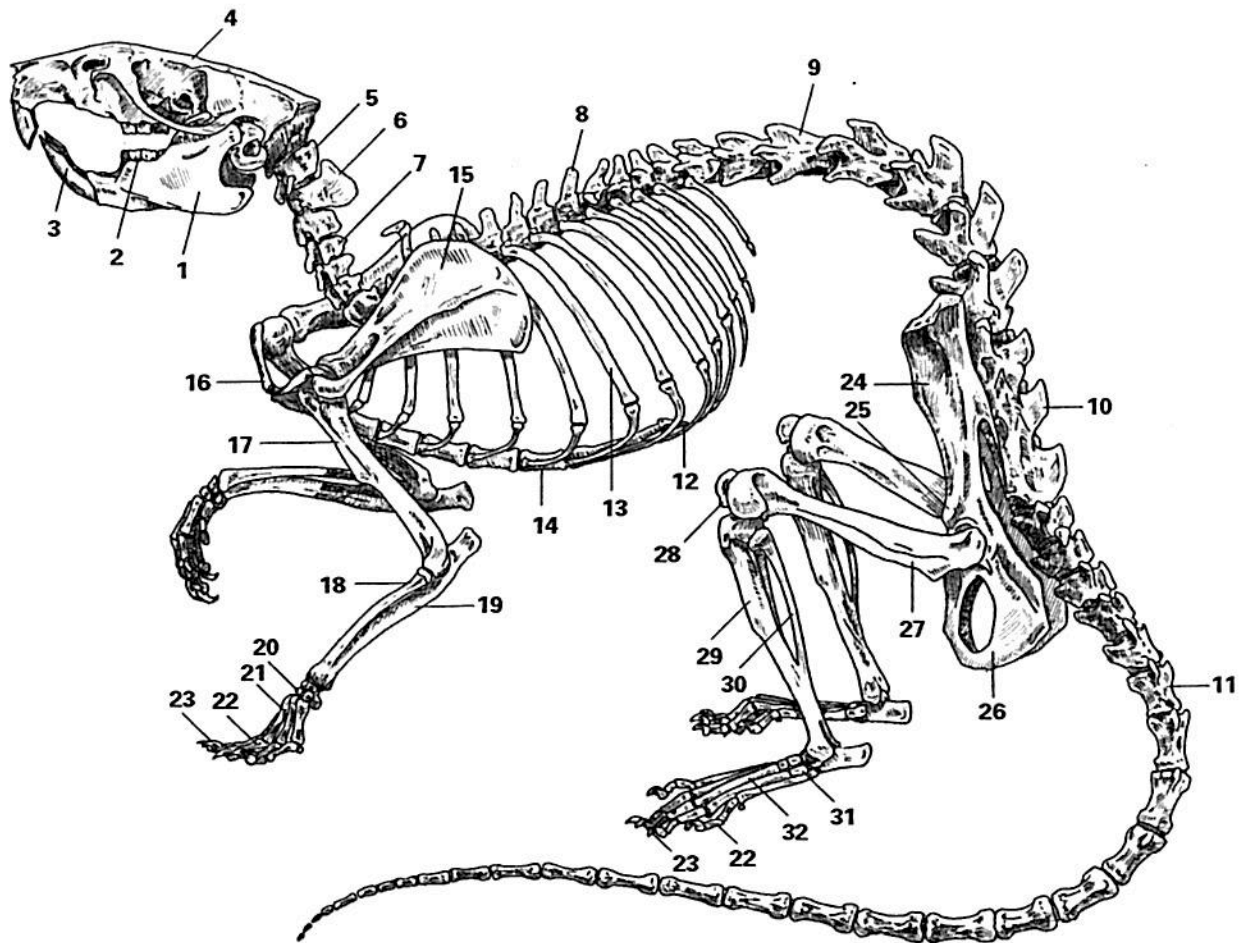
# Owl Pellet Bone Chart

	Rodent	Shrew	Mole	Bird
Skull				
Jaw				
Scapula				
Forelimb				
Hindlimb				
Pelvic Bone				
Rib				
Vertebrae				

CB260781311

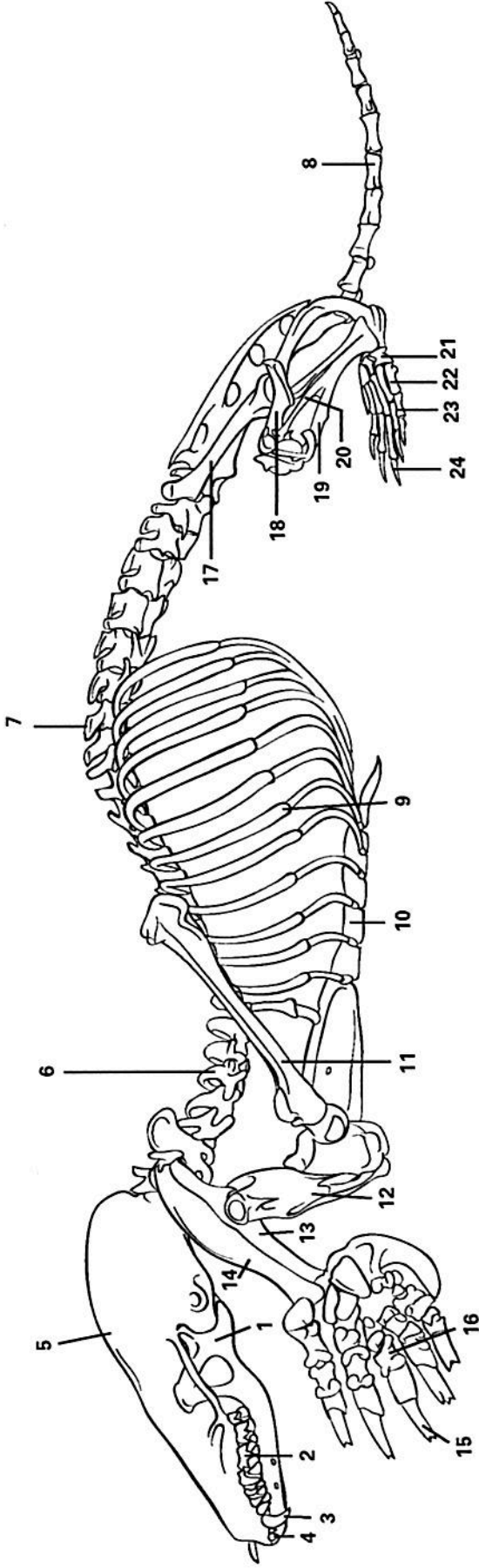
© Carolina Biological Supply Company

# Rat Skeleton



- |                             |                 |
|-----------------------------|-----------------|
| 1. Mandible                 | 17. Humerus     |
| 2. Molar                    | 18. Radius      |
| 3. Incisor                  | 19. Ulna        |
| 4. Skull                    | 20. Carpals     |
| 5. Atlas                    | 21. Metacarpals |
| 6. Axis                     | 22. Phalanges   |
| 7. Cervical vertebra (7)    | 23. Claw        |
| 8. Thoracic vertebra (13)   | 24. Ilium       |
| 9. Lumbar vertebra (6)      | 25. Pubis       |
| 10. Sacrum (3)              | 26. Ischium     |
| 11. Caudal vertebra (28-30) | 27. Femur       |
| 12. Xiphoid process         | 28. Patella     |
| 13. Rib (13)                | 29. Tibia       |
| 14. Sternum                 | 30. Fibula      |
| 15. Scapula                 | 31. Tarsus      |
| 16. Clavicle                | 32. Metatarsus  |

# Mole Skeleton



- 1. Mandible
- 2. Molar
- 3. Canine
- 4. Incisor
- 5. Skull
- 6. Cervical vertebra
- 7. Lumbar vertebra
- 8. Caudal vertebra

- 9. Ribs (13)
- 10. Sternum
- 11. Scapula
- 12. Humerus
- 13. Radius
- 14. Ulna
- 15. Claw
- 16. Phalanges

- 17. Pelvic bone
- 18. Femur
- 19. Tibia
- 20. Fibula
- 21. Tarsus
- 22. Metatarsus
- 23. Phalanges
- 24. Claw

# Bird Skeleton

1. Skull
2. Mandible
3. Hyoid
4. Eye bone
5. Atlas
6. Axis
7. Cervical vertebra (15)
8. Thoracic vertebra (5)
9. Lumbar vertebra (6)
10. Synsacrum
11. Caudal vertebra (15)
12. Pygostyle
13. Clavicle
14. Coracoid
15. Scapula
16. Humerus
17. Radius
18. Ulna
19. Carpus
20. Carpometacarpus
21. Phalanges
22. Sternum
23. Cervical ribs
24. Thoracic ribs
25. Uncinate process
26. Ilium
27. Ischium
28. Pubis
29. Femur
30. Patella
31. Fibula
32. Tibiotarsus
33. Sesamoid
34. Tarsometatarsus

